



LITTLE LANTERN

手作小燈籠

Opera 1 Workshop by Irene Hung  
Sep 3, 2022

# 手作小燈籠



# 手作小燈籠

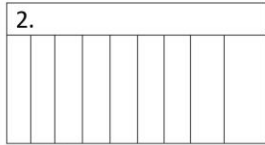


材料：

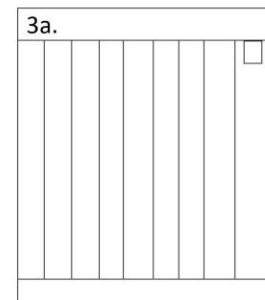
- 利是封一個
- 剪刀
- 白膠漿，膠紙

1. Lantern cutting


Fold paper horizontally into half



Half fold, cut vertical lines from bottom



Open the fold, make sure both top & bottom margin uncut



Other backing paper paste behind 3a





# 手作小燈籠



# 手作小燈籠





# 手作小燈籠



# 手作小燈籠



材料：

- 利是封兩個
- 剪刀
- 白膠漿，膠紙



# 手作小燈籠



# 手作小燈籠

